

▼ Apartment numbers

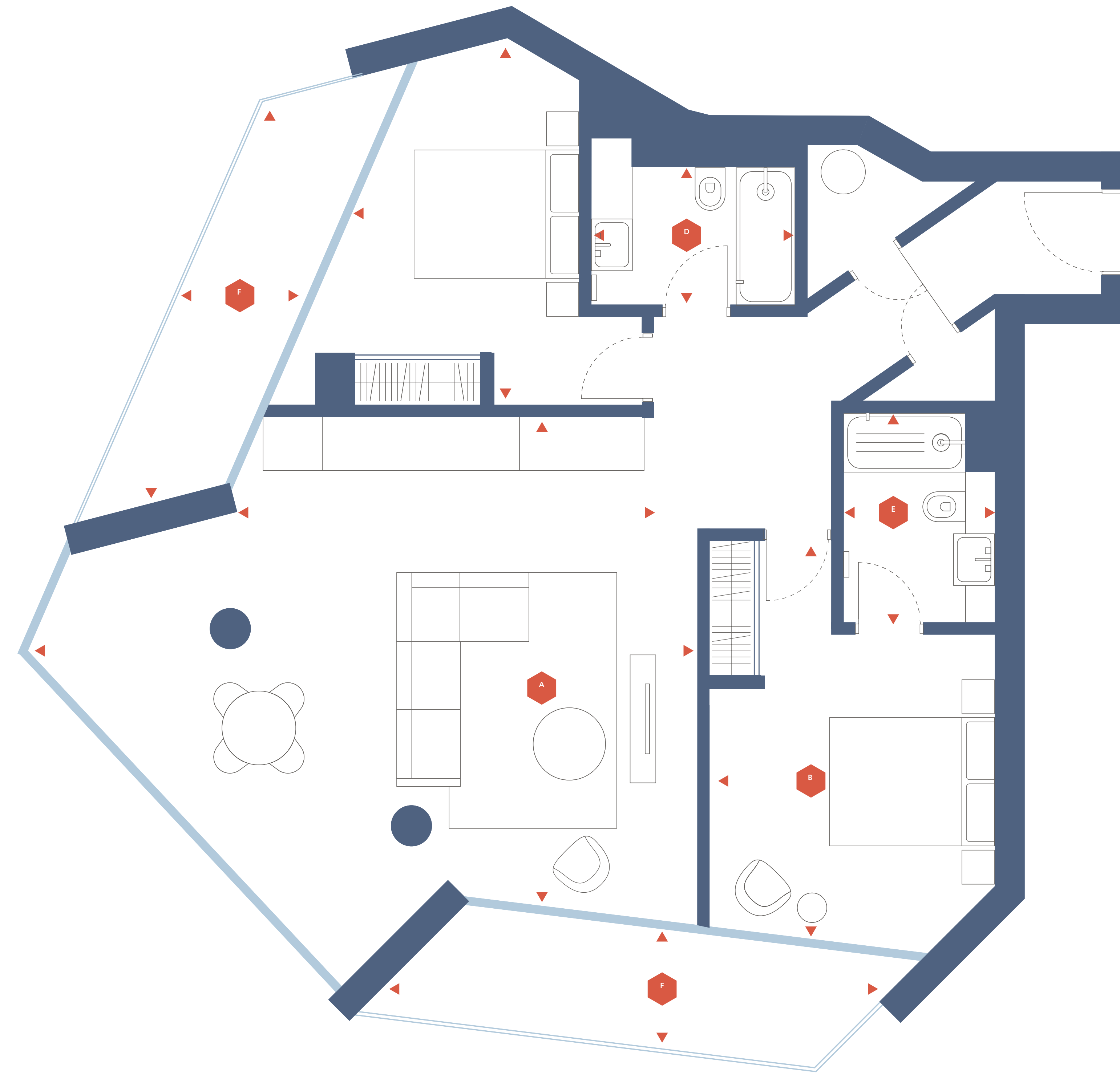
E 4 0 7

FOURTH

▲ Floor

▼ Type

0 7 A



· H O R I Z O N ·

▼ Gross Internal Dimensions

88.07m² / 947.63 ft²


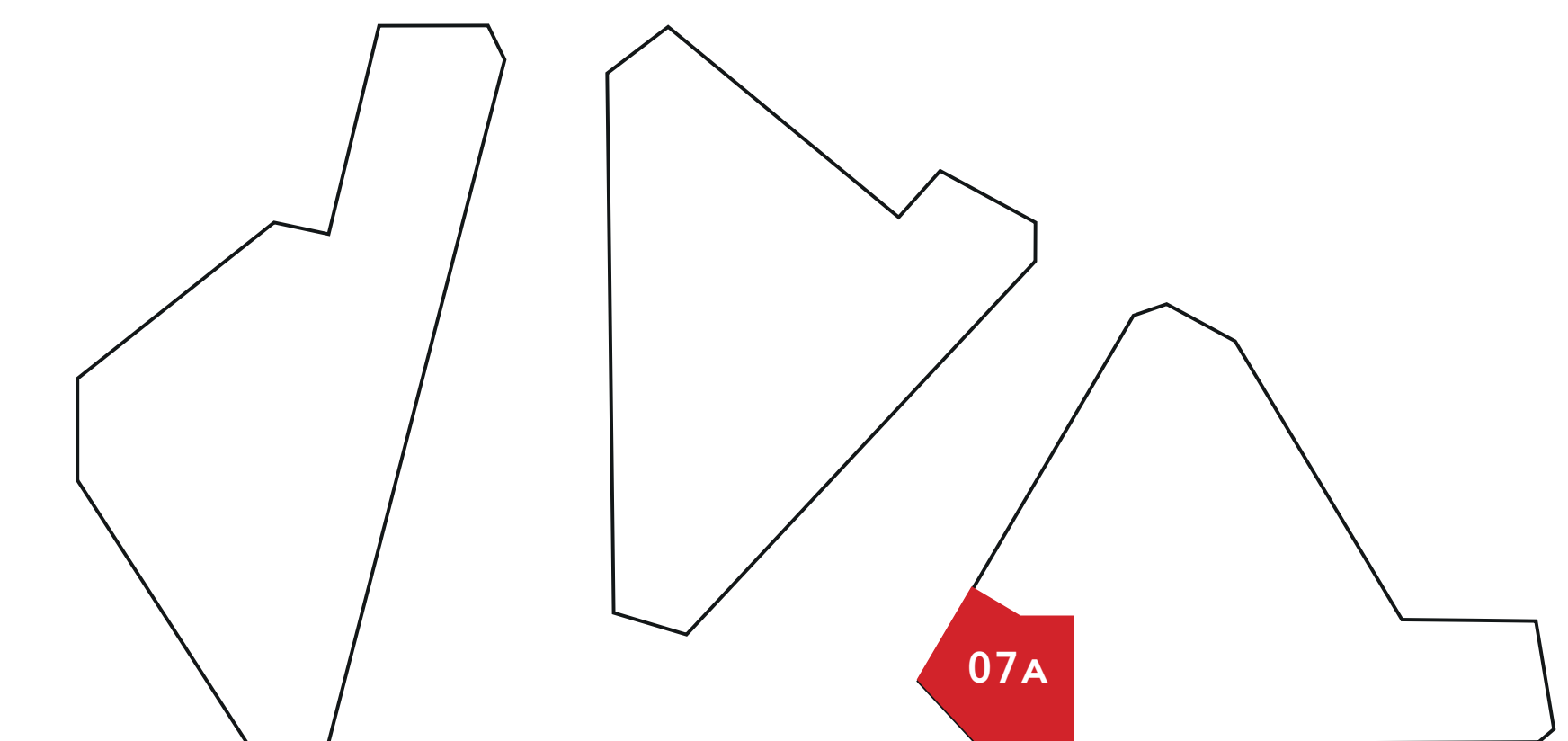
▼ External Dimensions

7.86m² / 84.57 ft² X²

▼ Approximate Room Dimensions

A	-W: 7.53 m / 24.7 ft	X L: 5.7 m / 18.7 ft
B	-W: 3.69 m / 12.1 ft	X L: 3.63 m / 11.9 ft
C	-W: 2.42 m / 7.9 ft	X L: 4.38 m / 14.4 ft
D	-W: 2.43 m / 8 ft	X L: 1.7 m / 5.2 ft
E	-W: 1.8 m / 5.9 ft	X L: 2.4 m / 7.8 ft
F	-W: 1.6 m / 5.2 ft	X L: 5.3 m / 17.3 ft

▼ Locator



Horizon floor plans, layout plans and landscaping designs are for illustrative purposes only, and are not legally binding. Actual floor areas may vary, and all measurements are within a tolerance of +/-5%.